



STUDENT TRANSPORTATION HANDBOOK 2022-2023

Transportation Office
200 Taylor Road • Sandusky, OH 44870
(419) 625-1272
transportation@perkinsschools.org

Transportation Supervisor
Mr. Randy Conaway
rconaway@perkinsschools.org



The transportation policies of the Board of Education are aimed at providing a safe, efficient, and economical method of getting students to and from school. The Board provides transportation as required by State law.

TRANSPORTATION ELIGIBILITY

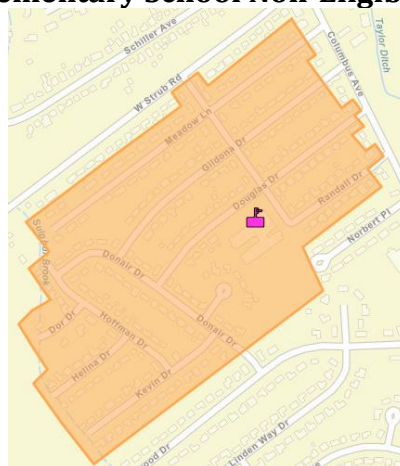
The Board provides transportation for resident students in grades kindergarten through twelve, who live outside of the non-eligibility zones for their respective school buildings as shown below. The Board also provides transportation for all students with physical or mental disabilities that make walking impossible or unsafe as determined by each student's IEP team.

Resident students attending EHOVE Career Center are provided with transportation to the JVS from Perkins High School.

Briar Middle School & Perkins High School Non-Eligibility Zone



Furry Elementary School Non-Eligibility Zone



SCHOOL BUS ASSIGNMENT AND CHANGE PROCEDURE

Students are assigned to a specific bus. Students may **not** ride to or from school with another student (sleepover, study group, parties, play dates, etc.) Students are not permitted to ride any other bus.

Special riding privileges in cases of emergency may be granted by contacting the Transportation Office.

Students who move and require a change in their assigned bus must complete change of address procedures with their school building office prior to their bus assignment being changed. Transportation changes may take up to ten (10) working days to be completed.

EHOVE students are not permitted to bring students registered to other districts on a Perkins bus.

SCHOOL BUS STOPS

The Board approves bus stops and a time schedule annually. Bus stops are limited, where feasible, so that students from several homes can meet safely at a central point for group pick up. Students may be required to walk up to one-half mile to a designated bus stop.

Students are assigned to specific bus stops. Students are not permitted to board or depart a bus at any bus stop other than their assigned bus stop.

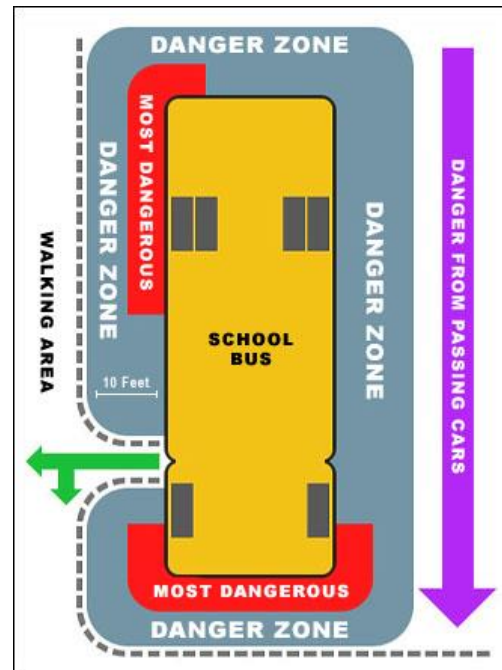
SCHOOL BUS SAFETY PROCEDURES

The safety procedures in this handbook are designed to maintain optimal student safety at all times.

The DANGER ZONE of the school bus is a ten-foot zone around the bus. Students in the DANGER ZONE are vulnerable due to the bus driver's limited ability to see them clearly.

WAITING AT THE BUS STOP

Students must be at their designated bus stop at least five (5) minutes prior to the scheduled pick-up time, ready to load, and not waiting in vehicles when the bus approaches the stop. This is for their safety.



Students must respect the surrounding property, such as mailboxes, grass, or landscaping while waiting for the bus and leave the bus stop location clean of any litter.

Students must wait at the bus stop in an orderly manner, staying clear of the road. Horseplay, etc. is not permitted at the bus stop.

Students must stay clear of the bus until it comes to a complete stop, the door opens, and the driver signals the students to board. Students should be in a single-file line.

BOARDING THE BUS

Students must adhere to the following procedures when boarding the bus:

1. Wait for the bus driver to give the hand signal that indicates it is safe to approach and board the bus.
2. Go directly to an available or assigned seat.
3. Items brought aboard the bus must be carried on the student's lap.

DEPARTING THE BUS

Students must adhere to the following procedures when departing the bus:

1. Remain seated until the bus comes to a complete stop and the door opens.
2. Exit the bus carefully, using the handrails.
3. At school, go directly into the school or follow the direction of school personnel.
4. At the bus stop, go to the designated place of safety and wait there until the bus leaves.

CROSSING THE ROAD

Students must never cross the road without the knowledge and directive of the bus driver. Students must only cross the road in FRONT of the school bus where the driver can see them. Students must adhere to the following procedures for crossing the road:

1. After exiting the bus, take ten (10) steps beyond the front bumper of the bus along the side of the road.
2. Wait and watch for the driver to signal students to cross the road by dropping their hand straight down.
3. Walk straight across to the center of the road, traffic-edge of the bus, and STOP. Students must check for traffic in both directions on their own and when it is safe may continue across the road to the designated place of safety. Students must remain at the designated place of safety until the bus departs.

The driver will sound the horn to indicate danger. Students should immediately look for any source of danger and if they cannot identify any danger, look back to the bus driver for further instructions.

Students must NEVER go back toward the bus if they drop or forget something. They should attempt to get the attention of the driver and follow the directions of the driver to retrieve any items.

STUDENT BELONGINGS AND EQUIPMENT

The Ohio Revised Code is clear as to transporting student belongings and equipment. Band instruments, athletic bags, books, lunch bags, backpacks, and all other articles carried by the students must be held on their laps.

The bus driver cannot permit objects to be placed in the aisles, in front of emergency exits, at the entrance of the bus or anywhere that might endanger students or hinder the safe operation of the vehicle. If equipment is too large to be carried safely on a student's lap, the driver cannot transport it. Parents must make arrangements for transporting equipment that is too large. (O.A.C. 3301-83-09)

STUDENT CONDUCT ON SCHOOL BUSES

The Board furnishes transportation in compliance with State law. This fact does not relieve parents of students from the responsibility of supervision until such time as the student boards the bus and after the students leaves the bus at the end of the school day.

Students on District buses are under the authority of, and directly responsible to, the driver. The driver has the authority to enforce the established regulations for rider conduct. Disorderly conduct or refusal to submit to the authority of the driver is sufficient reason for refusing transportation services or suspending transportation services to any student once proper discipline procedures are followed.

The following regulations pertain to student conduct on District buses and are intended to ensure the safety and welfare of the students, the driver, and other drivers on the road and to ensure safety and proper maintenance of school vehicles.

1. Students will be careful in approaching bus stops, walk on the left facing oncoming traffic, be sure that the road is clear both ways before crossing the highway and wait in a location clear of traffic.
2. Students will arrive at the bus stop before the bus is scheduled to arrive in order to permit the bus to follow the time schedule.
3. Students will not exhibit behavior at the bus stop that threatens life, limb, or property of any individual.
4. Students will sit in assigned seats (drivers have the right to assign a student to a seat and to expect reasonable conduct similar to conduct expected in a classroom.)
5. Students will reach assigned seat without disturbing or crowding other students and remain seated while the vehicle is moving.
6. Students will obey the driver promptly and respectfully and recognize that he/she has an important responsibility and that it is everyone's duty to help ensure safety.
7. Students will keep the vehicle clean and sanitary, refrain from chewing gum or consuming candy, food, or drinks on the vehicle at any time (except as required for medical reasons.)
8. Students will refrain from using profane language and from loud talking or laughing (unnecessary distraction diverts the driver's attention and might result in a serious accident.)

9. Students will remain seated keeping aisles and exits clear, keep head, arms, and hands inside the vehicle at all times and not throw or pass objects on, from, or into the vehicle.
10. Students will be courteous to fellow students and to the driver.
11. Students will treat equipment as one would treat valuable furniture in his/her home (damage to the school bus is strictly forbidden.)
12. Students will not use tobacco on the bus or possess alcohol or drugs on the vehicle except as prescribed medications may be required for a student.
13. Students will carry on the bus only items that can be held in their laps.

Failure of a student to follow these regulations may result in his/her forfeiting the privilege of transportation on District buses.

DISCIPLINE FOR MISCONDUCT ON SCHOOL BUSES

The Board authorizes the Superintendent or other administrators to suspend a student from a District bus. The only due process required is notice to the student of an intended bus riding suspension and an opportunity to appear before the administrator considering the suspension before it happens. The administrator's decision is final.

Discipline concerns with individual students are generally handled in the following manner:

1. If possible, the driver will resolve the problem. This may include, but is not limited to verbal reprimand, seat assignment/change, or communication with a parent/guardian.
2. When a driver is unable to resolve the problem, he/she reports it to the transportation supervisor. The transportation supervisor and driver, if necessary, confer with the principal. Any discipline is imposed by the principal of the school. This may include, but is not limited to suspension of bus privileges, suspension from school, recommendation for expulsion, or referral to local law enforcement.
3. Problems that cannot be resolved by measures specified above may be referred to the Superintendent.

Students or parents will pay for damage or vandalism to buses or seats.

RECORDING DEVICES ON TRANSPORTATION VEHICLES

As part of the District's ongoing program to improve student discipline and ensure the health, welfare, and safety of all those riding school transportation vehicles, the Board may utilize video and audio recording devices on all school vehicles transporting students to and from curricular, cocurricular and extracurricular activities.

The recording devices monitor student behavior, and the recordings are hereby stipulated as admissible evidence in student disciplinary proceedings. The recordings may be student records subject to confidentiality and are subject to Board policy and administrative regulations.

KNOW THE LAW...KEEP OUR CHILDREN SAFE!

Ohio Revised Code 4511.75 Stopping for stopped school bus.

- (A) The driver of a vehicle, streetcar, or trackless trolley upon meeting or overtaking from either direction any school bus stopped for the purpose of receiving or discharging any school child, person attending programs offered by community boards of mental health and county boards of developmental disabilities, or child attending a program offered by a head start agency, shall stop at least ten feet from the front or rear of the school bus and shall not proceed until such school bus resumes motion, or until signaled by the school bus driver to proceed.

It is no defense to a charge under this division that the school bus involved failed to display or be equipped with an automatically extended stop warning sign as required by division (B) of this section.

- (B) Every school bus shall be equipped with amber and red visual signals meeting the requirements of section 4511.771 of the Revised Code, and an automatically extended stop warning sign of a type approved by the state board of education, which shall be actuated by the driver of the bus whenever but only whenever the bus is stopped or stopping on the roadway for the purpose of receiving or discharging school children, persons attending programs offered by community boards of mental health and county boards of developmental disabilities, or children attending programs offered by head start agencies. A school bus driver shall not actuate the visual signals or the stop warning sign in designated school bus loading areas where the bus is entirely off the roadway or at school buildings when children or persons attending programs offered by community boards of mental health and county boards of developmental disabilities are loading or unloading at curbside or at buildings when children attending programs offered by head start agencies are loading or unloading at curbside. The visual signals and stop warning sign shall be synchronized or otherwise operated as required by rule of the board.
- (C) Where a highway has been divided into four or more traffic lanes, a driver of a vehicle streetcar, or trackless trolley need not stop for a school bus approaching from the opposite direction which has stopped for the purpose of receiving or discharging any school child, persons attending programs offered by community boards of mental health and county boards of developmental disabilities, or children attending programs offered by head start agencies. The driver of any vehicle, streetcar, or trackless trolley overtaking the school bus shall comply with division (A) of this section.

Ohio Revised Code 4511.751 School bus operator to report violations.

When the operator of a school bus believes that a motorist has violated division (A) of section 4511.75 of the Revised Code, the operator shall report the license plate number and a general description of the vehicle and of the operator of the vehicle to the law enforcement agency exercising jurisdiction over the area where the alleged violation occurred. The information contained in the report relating to the license plate number and to the general description of the vehicle and the operator of the vehicle at the time of the alleged violation may be supplied by any person with first-hand knowledge of the information. Information of which the operator of the school bus has first-hand knowledge also may be corroborated by any other person.

Upon receipt of the report of the alleged violation of division (A) of section 4511.75 of the Revised Code, the law enforcement agency shall conduct an investigation to attempt to determine or confirm the identity of the operator of the vehicle at the time of the alleged violation. If the identity of the operator at the time of the alleged violation is established, the reporting of the license plate number of the vehicle shall establish probable cause for the law enforcement agency to issue a citation for the violation of division (A) of section 4511.75 of the Revised Code. However, if the identity of the operator of the vehicle at the time of the alleged violation cannot be established, the law enforcement agency shall issue a warning to the owner of the vehicle at the time of the alleged violation, except in the case of a leased or rented vehicle when the warning shall be issued to the lessee at the time of the alleged violation.


What Do the Red/Yellow Lights Mean?

Yellow/Amber Flashing Lights - The bus is preparing to stop and pick up or discharge students. Normally turned on approximately 300 feet before bus stops. Motorists should prepare to stop as soon as the bus comes to a complete stop and/or the red flashing lights come on.

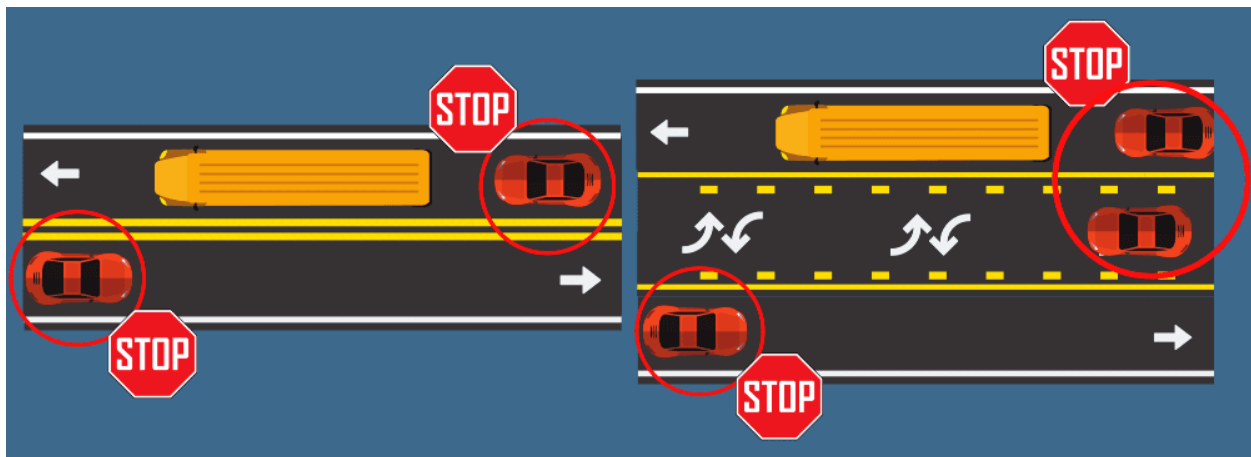

Red Flashing Lights - Motorists must stop. Students are exiting or boarding the bus. Stop 10 feet from the front or rear of a school bus and do not proceed until the bus resumes motion. Never pass a school bus that has red flashing lights on, even if the "stop sign" arm is not extended.

Stop Sign - Motorists must stop. Students are exiting or boarding the bus. Stop 10 feet from the front or rear of a school bus and do not proceed until the bus resumes motion. Never pass a school bus with the red stop sign is displayed or the red lights are flashing.

Yellow Lights - Prepare to Stop

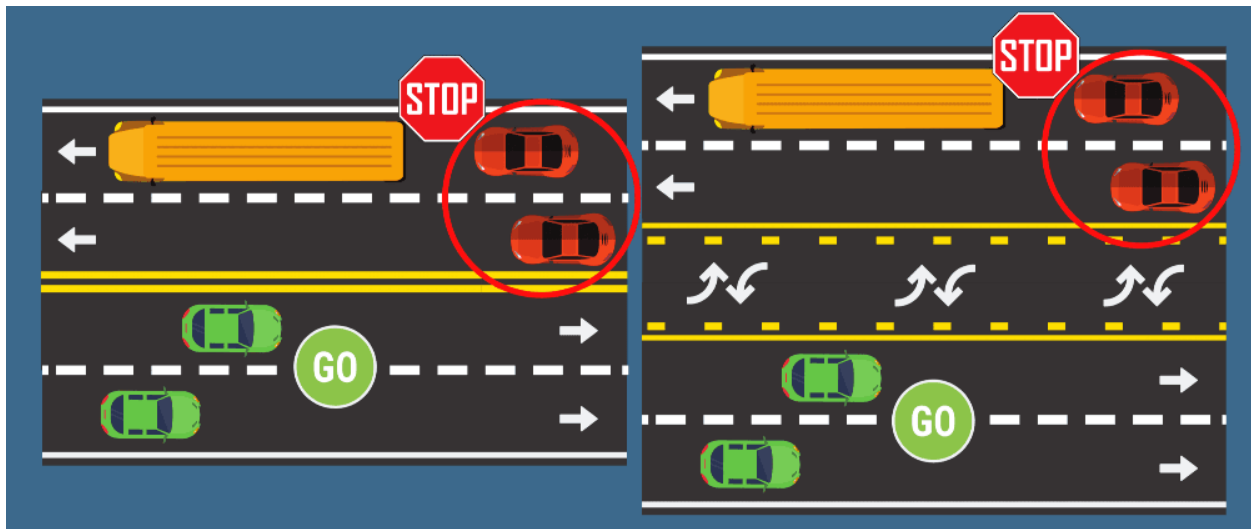


Red Lights/Stop Sign- Must Stop



TWO-LANE ROAD

TWO-LANE ROAD WITH CENTER TURN LANE



FOUR-LANE HIGHWAY

FOUR-LANE HIGHWAY WITH CENTER TURN LANE